





Eddie Bauer® Trail Soft Shell Jacket. EB542



With 3K/3K waterproof, breathability fabric ratings, this knit soft shell has stretch for ease of movement and seamlessly transitions from the workday streets to the weekend trails-regardless of the forecast. Exclusive StormRepel® durable water-repellent (DWR) technology keeps you warmer and drier. Front tricot-lined zippered pockets, reverse coil zippers, open cuffs and open hem. Reflective Eddie Bauer logo heat transfer on left sleeve. Made of 100% polyester knit shell with DWR coating bonded to a water-resistant laminated film insert and 100% polyester brushed microfleece interior.

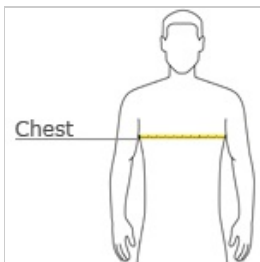


front



back

HOW TO MEASURE



CHEST

With arms down at sides, measure around the upper body, under arms and over the fullest part of the chest.

SIZE CHART

	XS	S	M	L	XL	2XL	3XL	4XL
Chest	32-34	35-37	38-40	41-43	44-46	48-50	52-54	55-57

COLOR INFORMATION



Black/ Black
PMS NTR BLACK
C



Expedition Blue/Metal Grey/
Black
PMS 7462 C



Metal Grey/
Grey Steel
PMS 425 C



River Blue/
Black
PMS 532 C